



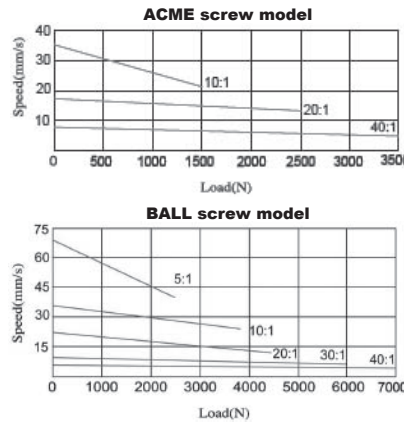
Overview

MDC10 actuators offer longer strokes as well as higher forces and speeds than MDC3 actuators. Adjustable limit switches and IP-65 protection are standard. MDC10 actuators are protected from overload by mechanical ball-clutches and from the environment by powder-coated and aluminum alloy parts. Speed and force can be limited by reducing the applied voltage or the available current. Static load capacities are 4,500N for the acme drive and 13,600N for the ballscrew drive. MDC10 actuators are lubricated for life and are easy to install and operate!

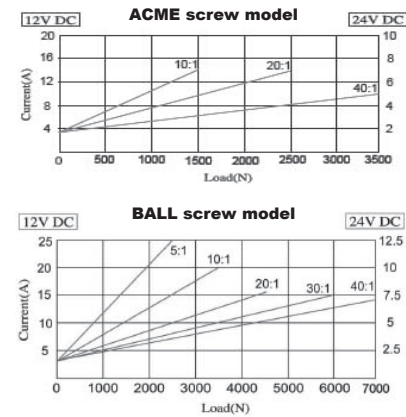
Specifications

- 12 / 24 VDC Operation
- 610mm (24") max stroke
- Force up to 7,000N
- Rated for -25 ~ 65 °C
- Pot feedback option
- Clevis-Clevis mounting
- 25% duty cycle
- Powdered-metal gears
- IP-65 Protection
- Built-in Limit Switches

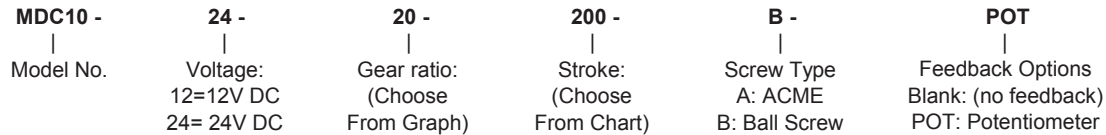
Speed vs Load



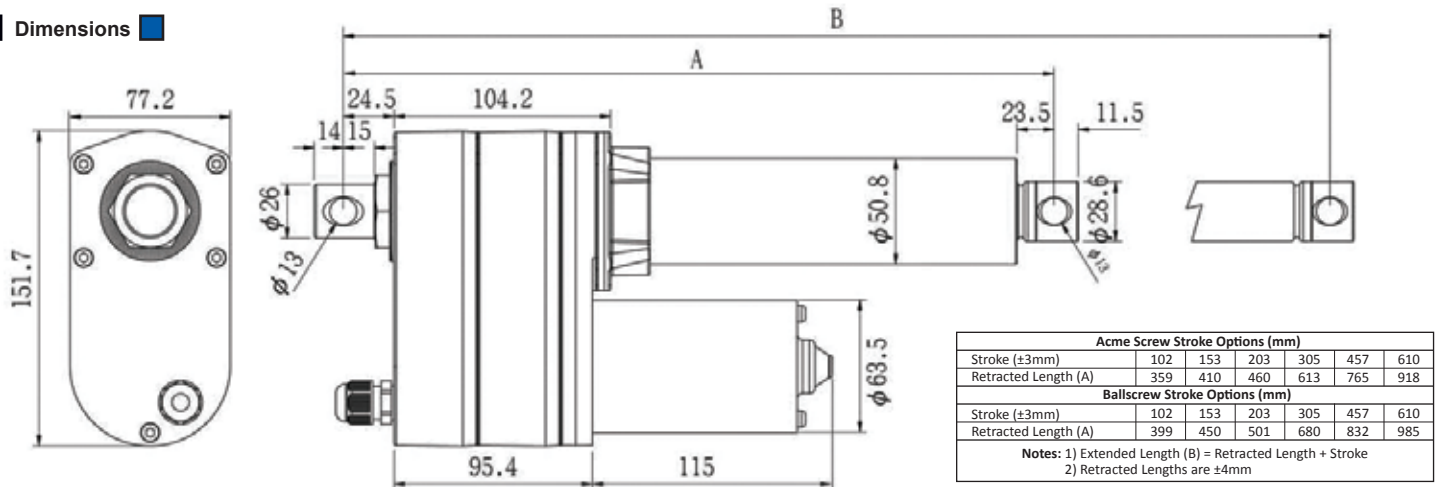
Current vs Load



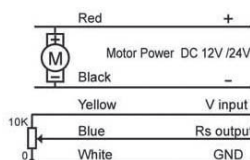
Actuator Numbering



Dimensions



Electrical Specs for Potentiometer Feedback



Specialty Options Available

- 915mm (36") stroke
- Higher static load capacity
- 36VDC operation
- Hall Effect Feedback
- Reed Switches
- 115/230VAC Operation

